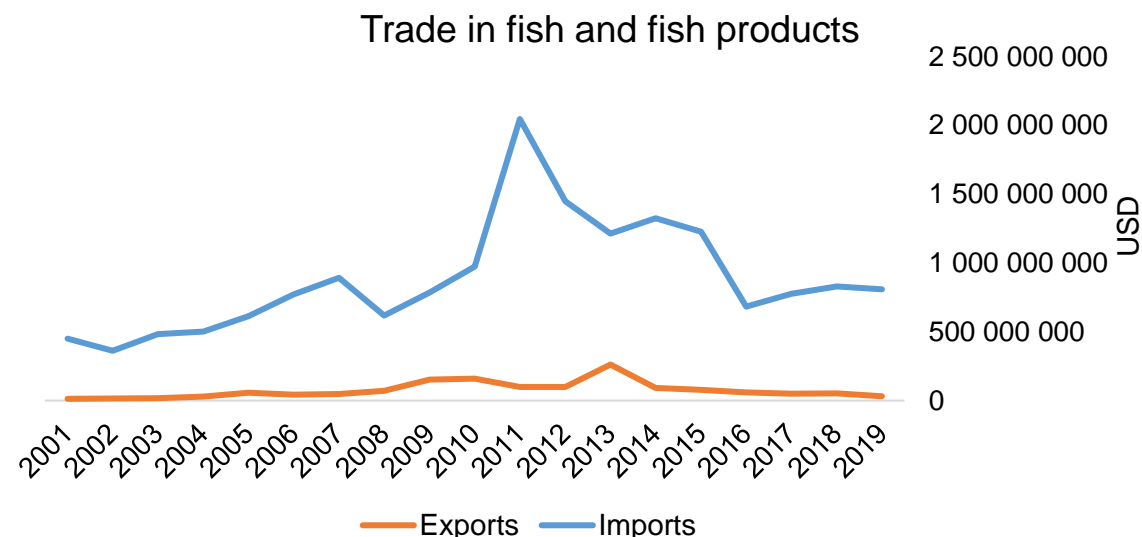




COUNTRY BRIEF

Population	Ease of doing business rank
200 964 000	142nd
Length of coastline	Exclusive economic zone
3 122 km	164 054 km²
Average GDP growth	GDP per capita
10.95%	USD 2 361



GDP from fisheries

0.83%

Fish available for consumption

9.1 kg/capita

Imports of fish and fish
products - 2019

USD 810 664 920

Agricultural GDP from fisheries

3.80%

Fisheries and aquaculture
production

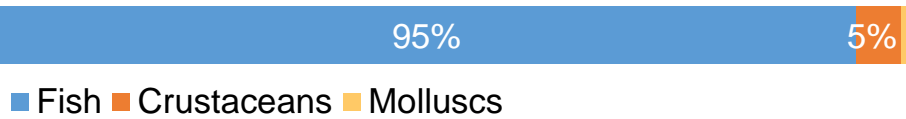
Total	1 114 560 tonnes
Fisheries	74%
Aquaculture	26%

Exports of fish and fish
products - 2019

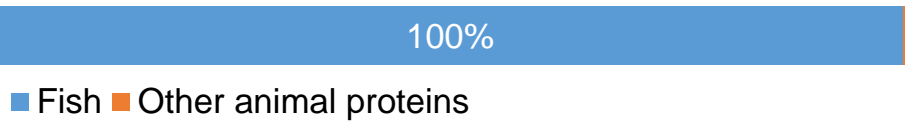
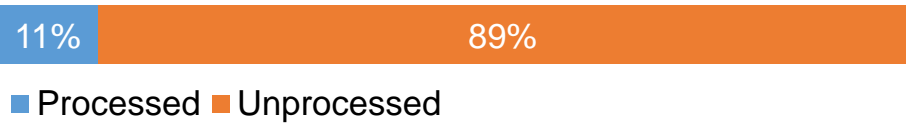
USD 32 661 050

Production and Trade Breakdown

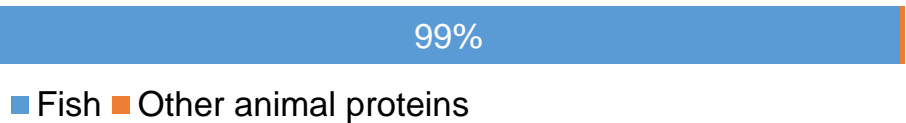
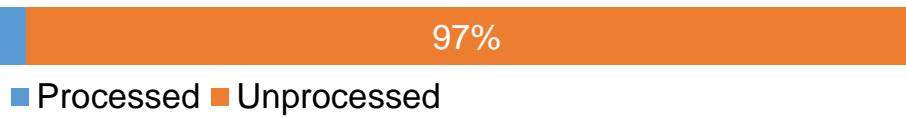
Production by volume



Imports by value



Exports by value



Production - Top 10 Species (Volume)

		Tonnes
1 st	North African catfish	183 545
2 nd	Tilapias nei	87 438
3 rd	Marine fishes nei	55 381
4 th	Torpedo-shaped catfishes nei	54 393
5 th	Sardinellas nei	50 629
6 th	Cyprinids nei	46 426
7 th	Freshwater fishes nei	41 904
8 th	Bonga shad	41 723
9 th	Giant African threadfin	33 750
10 th	Bagrid catfish	33 627

Imports - Top 10 Products (Value)

			USD
1 st	Mackerel	frozen; excluding fillets, livers and roes HS 0303.54	193 608 040
2 nd	Blue whittings	frozen; excluding fillets, livers and roes HS 0303.68	118 515 260
3 rd	Jack, horse mackerel	frozen; excluding fillets, livers and roes HS 0303.55	109 786 320
4 th	Herrings	frozen; excluding fillets, livers and roes HS 0303.51	90 237 230
5 th	Fish heads, tails, maws	dried, smoked, salted or in brine HS 0305.72	58 715 070
6 th	Fish	frozen; excluding fillets, livers and roes HS 0303.69	55 751 790
7 th	Blue whittings	fresh or chilled; excluding fillets, livers and roes HS 0302.56	37 836 690
8 th	Mackerel	fresh or chilled; excluding fillets, livers and roes HS 0302.44	27 312 850
9 th	Jack, horse mackerel	fresh or chilled; excluding fillets, livers and roes HS 0302.45	19 926 320
10 th	Flours, meals, pellets. Unfit for human consumption	from fish or aquatic invertebrates HS 2301.20	18 262 710

Exports - Top 10 Products (Value)

			USD
1 st	Shrimps, prawns	frozen HS 0306.17	29 506 950
2 nd	Crustaceans	frozen; includes derivative flours, meals and pellets HS 0306.19	1 198 360
3 rd	Crustaceans, other than species in 0306	dried, smoked, salted or in brine, flours, meals, pellets HS 0306.99	568 200
4 th	Swordfish	frozen; excluding fillets, livers and roes HS 0303.57	508 850
5 th	Fish, other than species in 0304	frozen fillets HS 0304.89	347 000
6 th	Crabs	frozen HS 0306.14	278 620
7 th	Shrimps, prawns	frozen; cold-water species HS 0306.16	129 890
8 th	Lobsters	prepared or preserved HS 1605.030	51 800
9 th	Fish, other than species in 0304	frozen meat; excluding fillets, livers and roes HS 0304.99	46 290
10 th	Fish	live HS 0301.99	17 920

A GLOBEFISH Product

Information, Disclaimer

Sources

Established in 1984, GLOBEFISH is a multi-donor funded project in the Fisheries Division of the Food and Agriculture Organization of the United Nations (FAO), responsible for providing up-to-date market and trade information on fish and fish products.

[Visit our website](#)

[Subscribe to our newsletter](#) or [email us](#)

Recent Publications



[Globefish Highlights](#)

Our flagship publication, focused on prices and analysis of market trends covering a variety of major commodities. Released quarterly.



[Chinese Fish Price Report](#)

Comprehensive coverage of Chinese price trends, market information for commercially significant species, along with industry news and policy updates. Released quarterly.



[European Price Report](#)

Market and price analysis for fish and fish products in the European market. Released monthly.



This is the second edition of the GLOBEFISH Market Profiles produced for this country, and was made at the beginning of 2022.

These profiles are based on nationally reported data or information published by international agencies. As the profile is intended to reflect the most up to date information available, reporting years may vary between sections and commodities.

The designations employed and the presentation of material in this information product do not imply the expression of any opinion whatsoever on the part of FAO concerning the legal or constitutional status of any country, territory or sea area, or the delimitation of frontiers or boundaries.

The data herein presented is compiled by FAO staff at the time of its production, "as is" and "as available", and every effort is made to ensure, but not guarantee, their timeliness, accuracy and completeness. FAO assumes no responsibility for errors and omissions in the data provided. Users are, however, kindly asked to report any errors or deficiencies in this product to FAO GLOBEFISH (globefish@fao.org).

Please note

Re-exports and re-imports are not included. The term N/A has been used to indicate that information was not found in the indicated sources. The classification of fish and fish products as either processed or unprocessed is very broad, and is intended for indicative purposes only.

[HS codes for fish and fish products](#)

International trade codes for fish and fish products in a user friendly format.



Sources and time periods:

-Fishing and aquaculture production (2019):
FAO's [Global Fishery and Aquaculture Production Statistics](#)

-Fish available for consumption (2017):
FAO's [Fishery and Aquaculture Statistics 2019](#)

-Population (2019), GDP Growth (2015-2019), GDP per Capita (2019):
IMF's [World Economic Outlook Databases](#)

-Imports, Exports and Share of Trade (2000-2019):
FAO's [Global Fishery and Aquaculture Commodities Statistics](#)

-GDP, GDP from fisheries, GDP from agriculture (2019):
World Bank's [World Development Indicators](#),
OECD's [National Accounts Statistics](#) or
UNSD's [National Accounts](#)

-Ease of doing business (2019):
World Bank's [Ease of Doing Business](#) ranking

-Length of Coastline, Exclusive Economic Zone, Exclusive Fishing Zone (2003):
UNEP's [Global Environment Outlook](#)

[GLOBEFISH](#)

Explore more market information on the GLOBEFISH website



[GLOBEFISH on ISSUU](#)

Read GLOBEFISH publications on ISSUU

